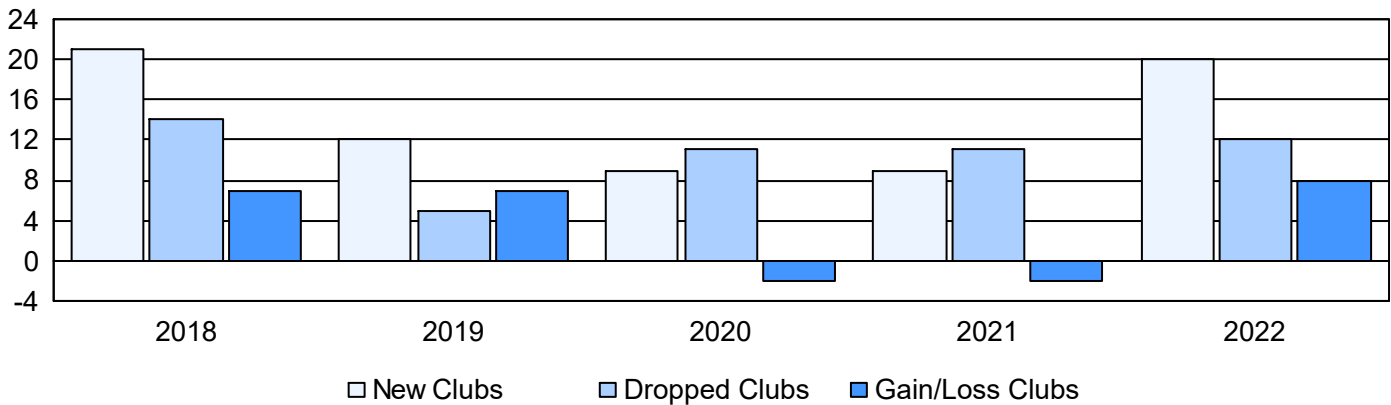
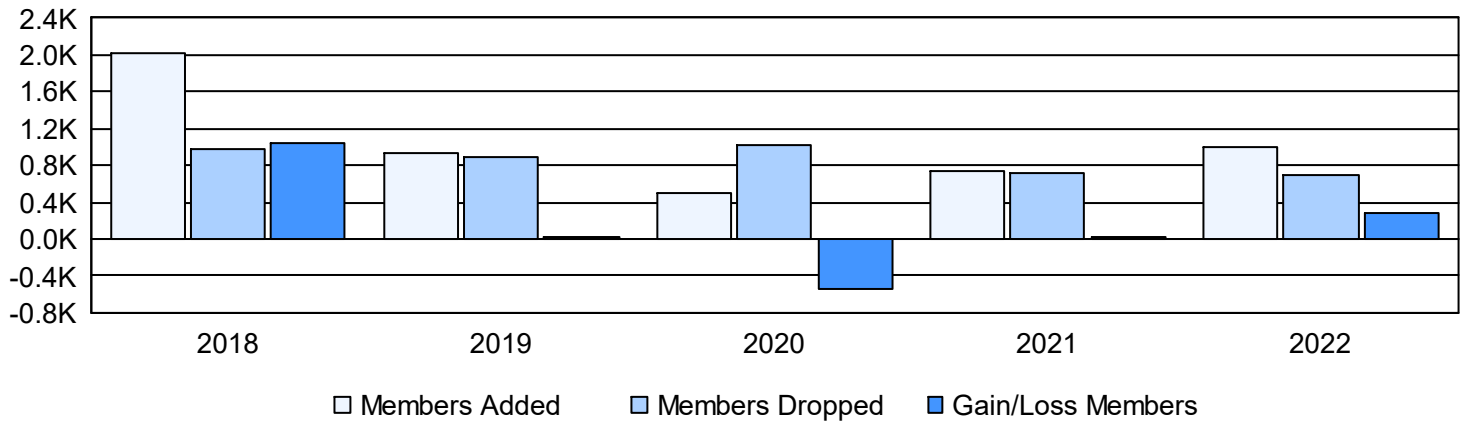


| Year           | New Clubs | Dropped Clubs | Gain/ Loss Clubs | New Members | Charter Members | Reinstate Members | Transfer Members | Total Member Added | Total Members Dropped | Gain/ Loss Members |
|----------------|-----------|---------------|------------------|-------------|-----------------|-------------------|------------------|--------------------|-----------------------|--------------------|
| 2017-2018      | 21        | 14            | 7                | 1,224       | 682             | 91                | 15               | 2,012              | 975                   | 1,037              |
| 2018-2019      | 12        | 5             | 7                | 459         | 376             | 83                | 5                | 923                | 891                   | 32                 |
| 2019-2020      | 9         | 11            | -2               | 189         | 243             | 56                | 5                | 493                | 1,028                 | -535               |
| 2020-2021      | 9         | 11            | -2               | 453         | 246             | 21                | 19               | 739                | 708                   | 31                 |
| 2021-2022      | 20        | 12            | 8                | 468         | 457             | 53                | 10               | 988                | 699                   | 289                |
| <b>Average</b> | <b>14</b> | <b>11</b>     | <b>4</b>         | <b>559</b>  | <b>401</b>      | <b>61</b>         | <b>11</b>        | <b>1,031</b>       | <b>860</b>            | <b>171</b>         |

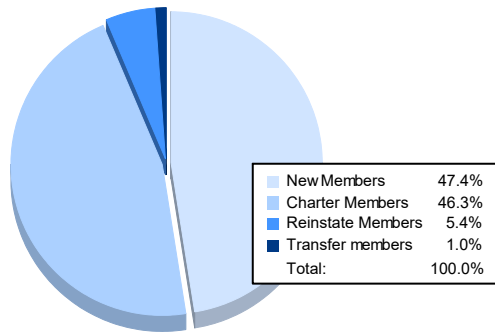
### Clubs



### Members



### Membership Composition June 2022 Cumulative



### Gender Composition June 2022 Cumulative

